



REBEL

FLAVIKER

CREATIVE FREEDOM
THE CONTEMPORARY AESTHETICS
OF OXIDISED METALS

REBEL

FLAVIKER

REBEL

REBEL COMPLETA IL MOOD INDUSTRIAL CHIC DELLE PIÙ RECENTI COLLEZIONI FLAVIKER. LA SUPERFICIE, CARATTERIZZATA DA EFFETTI TRANSLUCIDI E DA PIACEVOLI CONTRASTI CROMATICI, RICREA IL FASCINO DELLE LASTRE METALLICHE DI RECUPERO, RIPRODUCENDONE IN MANIERA SORPRENDENTE I PROCESSI DI INVECCHIAMENTO E DI USURA.

REBEL COMPLETES THE INDUSTRIAL-CHIC MOOD OF THE LATEST FLAVIKER COLLECTIONS. WITH ITS TRANSLUCENT EFFECTS AND PLEASANT COLOUR CONTRASTS, THE SURFACE IS INSPIRED BY THE APPEAL OF RECLAIMED METAL SHEETS, REPRODUCING THE PROCESSES OF AGING AND WEAR WITH ASTONISHING REALISM.

BRONZE



LEAD



NIGHT



SILVER



WHITE



EMERALD



BRASS



× 6 mm

× 9 mm

× 20 mm

× 30 mm

160x320

120x120

90x90

60x60

120x280

60x120

80x80

60x60

30x60

MULTIPLE SENSATION

CON LE COLLEZIONI FLAVIKER È
POSSIBILE PERSONALIZZARE OGNI
AMBIENTE, PARTENDO DALLE
DIVERSE SENSAZIONI MATERICHE
OFFERTE DALLA GAMMA.
LAMIERA, MARMO E LEGNO SI
ALTERNANO A SUPERFICI DI
DESIGN CHE RICHIAMANO I
CEMENTI INDUSTRIALI.

THE DIFFERENT MATERIAL EFFECTS AVAILABLE
IN THE FLAVIKER RANGE MAKE THESE
COLLECTIONS IDEAL FOR CUSTOMISING ANY
SPACE.
SHEET METAL, MARBLE AND WOOD ALTERNATE
WITH DESIGN SURFACES REMINISCENT
OF INDUSTRIAL CONCRETE.



REBEL SILVER



WALL: REBEL LEAD 120X280 | REBEL BRASS 60X120

FLOOR: REBEL SILVER 120X120



WALL: REBEL LEAD 120X280 | REBEL BRASS 60X120

FLOOR: REBEL SILVER 120X120

COUNTER TOPS: SUPREME EVO NOIR LAURENT LUX 160X320



WALL: REBEL LEAD 120X280 | REBEL BRASS 60X120
FLOOR: REBEL SILVER 120X120
COUNTER TOPS: SUPREME EVO NOIR LAURENT LUX 160X320



WALL: REBEL SILVER 120X280
FLOOR: X20 REBEL SILVER 90X90 20 MM
MATERIA KITCHEN TABLE: ANIMA GRIGIO 12 / 20 MM | HYPER WHITE 6 MM

REBEL LEAD



FLOOR: REBEL LEAD 60X120



WALL: REBEL WHITE 120X280
FLOOR: X20 REBEL LEAD 90X90 20 MM
MATERIA TABLE: REBEL BRONZE 6 MM



FLOOR: REBEL LEAD 80X80
MATERIA TABLE: STATUARIO SUPERIOR LUX 12 MM



WALL: REBEL LEAD 120X280 | W_ALL TONES NUTMEG 30X120

FLOOR: REBEL WHITE 60X120



WALL: REBEL LEAD 120X280 | SUPREME TREASURE LUMINOUS EVEROSE CP4 LUX 480X280
DESK: SUPREME TREASURE LUMINOUS EVEROSE LUX 120X280 | REBEL LEAD 120X280
FLOOR: SUPREME TREASURE LUMINOUS EVEROSE LUX 120X120

REBEL BRONZE



WALL: REBEL BRONZE 160X320

FLOOR: REBEL BRONZE 120X120

VOLUMES: RIVER ECRU 120X240 | REBEL NIGHT 120X280

REBEL
HOTEL

WALL: REBEL BRONZE 160X320 | REBEL NIGHT 160X320
FLOOR: REBEL BRONZE 120X120
VOLUMES: RIVER ECRU 120X240 | REBEL NIGHT 120X280



WALL: SUPREME TREASURE CORCHIA GOLD 120X280, OBLIQUE LUX 25X120
REBEL BRONZE NAT. 120X280, OBLIQUE NAT. 25X120
FLOOR: REBEL BRONZE 60X120



FLOOR: X20 REBEL BRONZE 90X90 20 MM, BULLNOSE 90X90 20 MM
WALL: HYPER SILVER 120X280



REBEL WHITE



FLOOR: REBEL WHITE 80X80



WALL: REBEL WHITE 120X280
FLOOR: REBEL WHITE 80X80
MATERIA WORKTOPS AND VOLUME: SUPREME EVO NOIR LAURENT LUX 6 MM
REBEL BRONZE 6 MM



WALL: REBEL WHITE 120X280

FLOOR: REBEL WHITE 80X80

MATERIA WORKTOPS AND VOLUME: SUPREME EVO NOIR LAURENT LUX 6 MM

REBEL BRONZE 6 MM



WALL: REBEL WHITE 120X280 | CHROME BLACK NAT 120X280

FLOOR: NORDIK WOOD GOLD 20X120

REBEL NIGHT



WALL: SUPREME TREASURE LASA SAPPHIRE OBLIQUE LUX 25X120

REBEL NIGHT OBLIQUE 25X120

FLOOR: REBEL NIGHT 60X120



WALL: HYPER SILVER 120X280

FLOOR: REBEL NIGHT 60X120



WALL: REBEL NIGHT 120X280 | HYPER SILVER 120X280
FLOOR: HYPER SILVER 60X120
MATERIA WASHBASIN AND VOLUME: REBEL SILVER 6 MM



WALL: REBEL NIGHT 120X280 | BLUE SAVOY GREY 10X60
FLOOR: BLUE SAVOY GREY 60X120

REBEL EMERALD



WALL: REBEL EMERALD 60X120 | REBEL NIGHT 60X120 | MOS. TRIS COLD
FLOOR: REBEL EMERALD 60X120



WALL: REBEL EMERALD 120X280
SUPREME TREASURE CALACATTA EMERALD 120X280 SOFT
FURNITURE: REBEL BRONZE 120X280
FLOOR: REBEL EMERALD 60X120



WALL: NAVONA GREY VEIN 120x280 | REBEL EMERALD 120x280
WASHBASIN: REBEL EMERALD 120x280
FLOOR: NAVONA GREY VEIN 60x120 | NORDIK WOOD GOLD 20x120




VOLUMES: REBEL EMERALD 120x280
FLOOR: NORDIK WOOD GOLD 26x200



WALL: REBEL EMERALD 120X280 | REBEL BRASS 60X120
FLOOR: RE_TOUR MUD 90X90

REBEL BRASS



WALL: REBEL BRASS 60X120 | REBEL WHITE 60X120
WASHBASIN AND TOP: REBEL WHITE 120X280



WALL: REBEL BRASS 60X120
FLOOR: SUPREME EVO ANTIQUE WHITE LUX 60X120
WASHBASIN AND TOP: SUPREME EVO ANTIQUE WHITE 160X320 LUX



WALL: SUPREME TREASURE GREYLAC PLATINUM 60X120 NAT
REBEL BRASS 60X120 | REBEL MOSAICO TRIS HOT 30X30
FLOOR: SUPREME TREASURE GREYLAC PLATINUM 60X120 NAT

REBEL

BRONZE



6 mm	* 160x320	NAT. RETT.	0003963
	** 120x280	NAT. RETT.	0008666
9 mm	120x120	NAT. RETT.	0003758
	60x120	NAT. RETT.	0004046
	80x80	NAT. RETT.	0004060
	60x60	NAT. RETT.	0004095
	30x60	NAT. RETT.	0004100

Disponibile anche
Available also

MATERIA.

6 mm	163,5x323	NAT.	0003842
12 mm	163,5x323	NAT.	0006284

LEAD



6 mm	** 120x280	NAT. RETT.	0008668
9 mm	120x120	NAT. RETT.	0003760
	60x120	NAT. RETT.	0004048
	80x80	NAT. RETT.	0004062
	60x60	NAT. RETT.	0004097
	30x60	NAT. RETT.	0004102

* Fino ad esaurimento scorte l'art. verrà consegnato a spessore 7 mm.
The item will be delivered 7 mm thick until stocks are exhausted.

** Fino ad esaurimento scorte l'art. verrà consegnato nel formato 120x278 o 120x270 spessore 6 mm.
The item will be delivered 6 mm thick 120x278 or 120x270 size until stocks are exhausted.

REBEL

NIGHT



6 mm	* 160x320	NAT. RETT.	0003964
	** 120x280	NAT. RETT.	0008667
9 mm	120x120	NAT. RETT.	0003759
	60x120	NAT. RETT.	0004047
	80x80	NAT. RETT.	0004061
	60x60	NAT. RETT.	0004096
	30x60	NAT. RETT.	0004101

Disponibile anche
Available also

MATERIA.

6 mm	163,5x323	NAT.	0003843
12 mm	163,5x323	NAT.	0003793

SILVER



6 mm	* 160x320	NAT. RETT.	0006234
	** 120x280	NAT. RETT.	0008669
9 mm	120x120	NAT. RETT.	0003761
	60x120	NAT. RETT.	0004049
	80x80	NAT. RETT.	0004063
	60x60	NAT. RETT.	0004098
	30x60	NAT. RETT.	0004103

Disponibile anche
Available also

MATERIA.

6 mm	163,5x323	NAT.	0006233
12 mm	163,5x323	NAT.	0005324

REBEL

WHITE



6 mm	** 120x280	NAT RETT.	0008670
9 mm	120x120	NAT RETT.	0003762
	60x120	NAT RETT.	0004050
	80x80	NAT RETT.	0004064
	60x60	NAT RETT.	0004099
	30x60	NAT RETT.	0004104

EMERALD



6 mm	** 120x280	NAT RETT.	0008072
9 mm	120x120	NAT RETT.	0004945
	60x120	NAT RETT.	0004052


** Fino ad esaurimento scorte l'art. verrà consegnato nel formato 120x278 o 120x270 spessore 6 mm.
The item will be delivered 6 mm thick 120x278 or 120x270 size until stocks are exhausted.


REBEL

BRASS




9 mm	120x120	NAT RETT.	0004944
	60x120	NAT RETT.	0004051



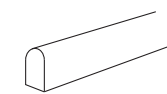
30x30 9 mm
0004344
MOSAICO TRIS HOT RETT.




30x30 9 mm
0004343
MOSAICO TRIS COLD RETT.


MATITE ALLUMINIO - ALUMINIUM STRIPS

Articoli realizzati in alluminio anodizzato per l'uso a parete, adatti a raccordare piastrelle di diverso spessore (9/7/6 mm).
Anodized Aluminium strips for use between wall tiles of different thicknesses (9/7/6 mm).



MATITA ALLUMINIO 0,5X120 

Parte superiore arrotondata. Rounded top.



MATITA ALLUMINIO
000086

Parte superiore arrotondata e colorata con resine acriliche.
Rounded top colored with acrylic resins.



MATITA ALLUM. ORO
0008535



MATITA ALLUM. RAME SCURO
0008534



MATITA ALLUM. WHITE
000087



MATITA ALLUM. TERRACOTTA
0008530



MATITA ALLUM. BLU
0008532



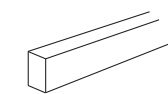
MATITA ALLUM. VERDE
0008531



MATITA ALLUM. ARDESIA
0008533



MATITA ALLUM. BLACK
000088



MATITA ALLUMINIO 0,5X120 

Parte superiore piatta colorata in bagno galvanico
Flat top colored in galvanic bath.



MATITA ALLUM. BRONZO
0000557













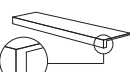







MATITA ALLUM. RAME
0000556


REBEL



BRONZE LEAD NIGHT SILVER WHITE EMERALD BRASS

	Mosaico 30x30 	NAT RETT.	0004488	0004490	0004489	0004491	0004492	0004494	0004493
9 mm									
	Oblique 25x120  = 0,46 MQ	NAT RETT.	0008871	-	0008872	-	-	0008873	-
9 mm									
	Mosaico Twist 30x30 	NAT RETT.	0008874	-	0008875	-	-	0008876	-
9 mm									
	Battiscopa 5,5x60 	NAT RETT.	0004169	0004171	0004170	0004172	0004173	-	-
9 mm									
	Battiscopa 5,5x80 	NAT RETT.	0004065	0004067	0004066	0004068	0004069	-	-
9 mm									
	Battiscopa 5,5x120 	NAT RETT.	0008564	0008566	0008565	0008567	0008568	0004234	0004233
9 mm									
	Gradone Plus 32x120x4,5x2 	NAT RETT.	0004070	0004072	0004071	0004073	0004074	0008574	0008573
9 mm									
	Angolare Plus SX 32x120x4,5x2 	NAT RETT.	0004075	0004077	0004076	0004078	0004079	0008572	0008571
9 mm									
	Angolare Plus DX 32x120x4,5x2 	NAT RETT.	0004080	0004082	0004081	0004083	0004084	0008570	0008569
9 mm									

REBEL



WALL: REBEL WHITE 60X120 | REBEL EMERALD MOS. TWIST 30X30
FLOOR: REBEL WHITE 60X60

X20 20 mm R 1 1



90x90
0004251 REBEL BRONZE 20 mm RETT.



90x90
0004252 REBEL LEAD 20 mm RETT.



90x90
0004253 REBEL SILVER 20 mm RETT.

REBEL BRONZE	0007850	0004255	0007096	0004258	0004261	0004264
REBEL LEAD	0007851	0004256	0007097	0004259	0004262	0004265
REBEL SILVER	0007852	0004257	0007098	0004260	0004263	0004266

X30 30 mm R 1 1



60x60
0009238 REBEL SILVER 30 mm RETT.

CARATTERISTICHE TECNICHE TECHNICAL CHARACTERISTICS

GRES PORCELLANATO TUTTA MASSA
FULL BODY PORCELAIN

CLASSIFICAZIONE SECONDO NORME UNI EN 14411 (ISO 13006) ALLEGATO G-Gruppo Bla UGL
CLASSIFICATION IN ACCORDANCE WITH UNI EN 14411 (ISO 13006) ANNEX G-Group Bla UGL

X20
GRES PORCELLANATO A MASSA COLORATA
FULL BODY COLORED PORCELAIN

CLASSIFICAZIONE SECONDO NORME UNI EN 14411 (ISO 13006) ALLEGATO G-Gruppo Bla GL
CLASSIFICATION IN ACCORDANCE WITH UNI EN 14411 (ISO 13006) ANNEX G-Group Bla GL

X30
GRES PORCELLANATO
PORCELAIN TILES

CLASSIFICAZIONE SECONDO NORME UNI EN 14411 (ISO 13006) ALLEGATO G-Gruppo Bla GL
CLASSIFICATION IN ACCORDANCE WITH UNI EN 14411 (ISO 13006) ANNEX G-Group Bla GL

PROPRIETÀ FISICO-CHIMICHE PHYSICAL-CHEMICAL PROPERTIES	NORMA NORM	VALORE PRESCRITTO DALLE NORME VALUE PRESCRIBED FROM THE NORMS	NAT.	X20	X30
LUNGHEZZA E LARGHEZZA DIMENSIONE MEDIA DI OGNI PIASTRELLA LENGTH AND WIDTH OF THE AVERAGE-SIZES TILE	UNI EN ISO 10545/2	± 0,5%		CONFORME ACCORDING	
SPESORE THICKNESS	UNI EN ISO 10545/2	± 5%		CONFORME ACCORDING	
RETTILINEARITÀ SPIGOLI WARPAGES OF EDGES	UNI EN ISO 10545/2	± 0,5%		CONFORME ACCORDING	
ORTOGONALITÀ WEDGING	UNI EN ISO 10545/2	± 0,6%		CONFORME ACCORDING	
PLANARITÀ FLATNESS	UNI EN ISO 10545/2	± 0,5%		CONFORME ACCORDING	
ASSORBIMENTO D'ACQUA WATER ABSORPTION	UNI EN ISO 10545/3	E ≤ 0,5%		CONFORME ACCORDING	
RESISTENZA ALLA FLESSIONE BENDING STRENGTH	UNI EN ISO 10545/4	≥ 35 N/mm ²	CONFORME ACCORDING	≥ 50 N/mm ²	≥ 55 N/mm ²
FORZA DI ROTTURA BREAKING STRENGTH	UNI EN ISO 10545/4	≥ 1300 N	CONFORME ACCORDING	≥ 20000 N	≥ 25000 N
RESISTENZA ALL'ABRASIONE PROFONDA DELLE PIASTRELLE NON SMALTATE RESISTANCE TO DEEP ABRASION OF UNGLAZED TILES	ISO 10545/6	< 175 mm ³	CONFORME ACCORDING	-	-
RESISTENZA ALL'ABRASIONE SUPERFICIALE PER PIASTRELLE SMALTATE ABRASION RESISTANCE FOR GLAZED TILES	ISO 10545/7	IN FUNZIONE DELLA DESTINAZIONE D'USO ACCORDING TO THE DESTINATION OF FINAL USE	-	CONFORME ACCORDING	CONFORME ACCORDING
RESISTENZA AGLI SBALZI TERMICI THERMAL SHOCK RESISTANCE	UNI EN ISO 10545/9	RICHIESTA REQUIRED		RESISTE RESISTS	
RESISTENZA AL GELO FROST RESISTANCE	UNI EN ISO 10545/12	RICHIESTA REQUIRED		INGELIVO FROST PROOF	
RESISTENZA ALL'ATTACCO CHIMICO CHEMICAL RESISTANCE	UNI EN ISO 10545/13	MIN UB	CONFORME ACCORDING	-	-
		MIN GB	-	CONFORME ACCORDING	CONFORME ACCORDING
RESISTENZA ALLE MACCHIE RESISTANCE TO STAINING	UNI EN ISO 10545/14	UGL: VALORE DA DICHIARARE UGL: VALUE TO DECLARE	-	-	-
		GL: CLASSE 3 MIN	-	CONFORME ACCORDING	CONFORME ACCORDING
RESISTENZA ALLO SCIVOLAMENTO SLIP RESISTANCE	B.C.R.A. C.A.	μ 0,19 SCIVOLosità PERICOLOSA - DANGEROUSLY SLIPPERY 0,20 < μ < 0,39 SCIVOLosità ECCESSIVA - EXCESSIVELY SLIPPERY 0,40 < μ < 0,74 ATTRITO SODDISFACENTE - SATISFACTORY GRIP μ 0,75 ATTRITO ECCELLENTE - EXCELLENT GRIP	>0,40		
	B.C.R.A. G.B.		>0,40		
	ASTM C 1028 (S.C.O.F.)	SLIP RESISTANT (> 0,60)	>0,60 DRY >0,60 WET		
	DIN 51130	IN FUNZIONE DELL'AMBIENTE O DELLA ZONA DI LAVORO BASING ON THE ENVIRONMENT OR THE WORKING AREA	R10	R11	R11
	DIN 51097	-	A+B	A+B+C	A+B+C
	ANSI A 137-1:2012	> 0,42	>0,42		

VARIAZIONE CROMATICA SHADE VARIATION	V2	aspetto uniforme uniform appearance V1	lieve variazione slight variation V2	moderata variazione moderate variation V3	forte variazione substantial variation V4
-----------------------------------------	----	----------------------------------------------	--------------------------------------------	-------------------------------------------------	-------------------------------------------------

IMBALLI PACKAGING

F.to nominale Nominal size	F.to reale (mm) Work size (mm)	Spessore Thickness	Tipologia imballo Type of packing	Pz/Scat. Pcs/Box	Mq/Scat Sqm/Box	Kg/Scat. Kg/Box	Scat./Imb. Box/Packing	Pz totali Pcs total	Mq Totali Sqm Total	Kg/Imballo Kg/Packing	Kg Totali Kg Total
160x320 / 64"x128" rett.	1596,5x3195	6 mm	Cassa Crate	-	-	-	-	15	76,80	139	1279
			Cavalletto container Container Rack pallet	-	-	-	-	36	184,32	180	2.916
120x280 / 48"x112" rett.	1194x2800	6 mm	Cassa Crate	-	-	-	-	20	67,2	95	1.103
			Cavalletto Rack pallet	-	-	-	-	36	121	120	1.935
			Cavalletto container Container Rack pallet	-	-	-	-	36	121	140	1.955
120x120 / 48"x48" rett.	1194x1194	9 mm	Pallet con sponde Pallet with sides	2	2,88	57,60	18	36	51,84	40	1.077
60x120 / 24"x48" rett.	596x1194	9 mm	Pallet	2	1,44	28,80	30	60	43,20	20	884
80x80 / 32"x32" rett.	797,25x797,25	9 mm	Pallet	2	1,28	25,60	44	88	56,32	20	1.146
60x60 / 24"x24" rett.	596x596	9 mm	Pallet	3	1,08	21,60	40	120	43,20	20	884
30x60 / 12"x24" rett.	297x596	9 mm	Pallet	6	1,08	21,60	40	240	43,20	20	884
90x90 / 36"x36" rett.	896x896	20 mm	Pallet	1	0,81	36,60	30	30	24,30	20	1.118
60x60 / 24"x24" rett.	596x596	30 mm	Pallet	1	0,36	25,02	44	44	15,84	20	1.116

I dati riferiti ai contenuti per scatole ed ai pesi degli imballi sono aggiornate al momento della stampa del catalogo.
The data referred to the content per box and to the packing weight are update at the catalogue printing time.

Le caratteristiche di superficie e le tonalità dei prodotti ceramici illustrati in questo catalogo sono da ritenersi puramente indicative.
Optical features and color shades of ceramic materials illustrated in this catalogue are to be regarded as mere indications.



Ceramics of Italy

215

FLAVIKER

BRAND OF ABK GROUP INDUSTRIE CERAMICHE S.P.A.

S.S. 569 per Vignola, 226

41014 Solignano di Castelvetro (Mo) Italy

T +39 (0) 59 9752011

F +39 (0) 59 9752010

flavikerpisa.it

#flaviker



FLAVIKER